

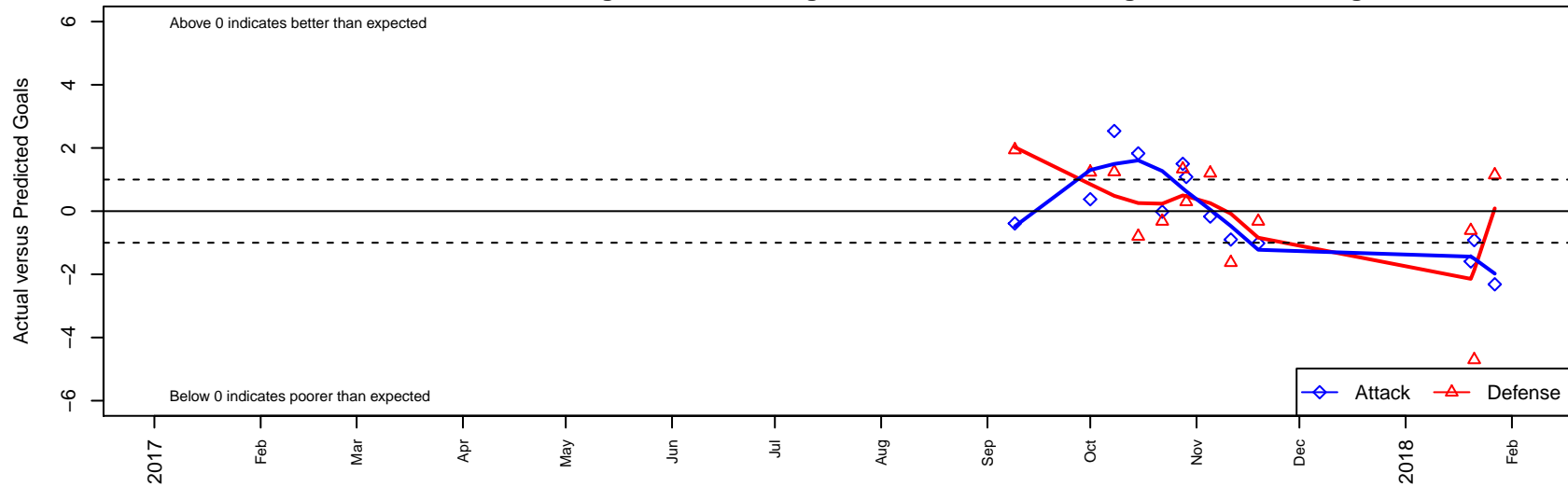
IFC GPS G03

, OR
 G03 total strength=1505
 attack=18.74 defense=7.08
 fall league = PTT G03 Premier
 spr league = PTT Win G03 Premier

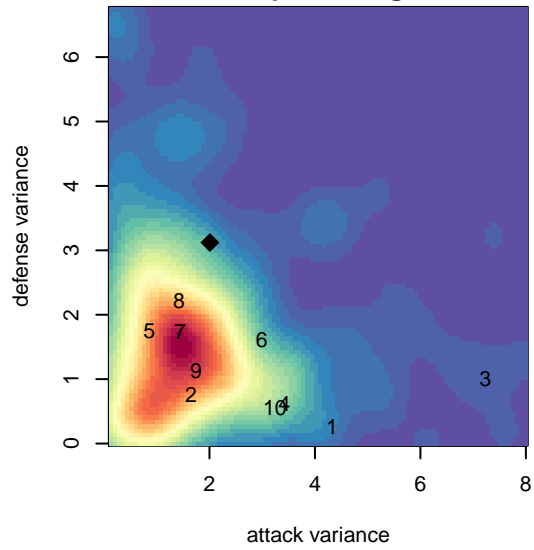
alt names used:
 IFC 03G GPS
 IFC 03G GPS

Venues played:
 2017 PTT G03 Premier
 2017 PTT Winter G03 Premier

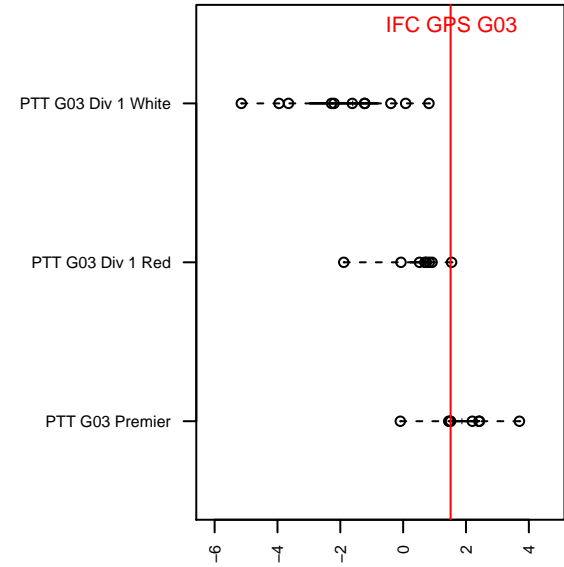
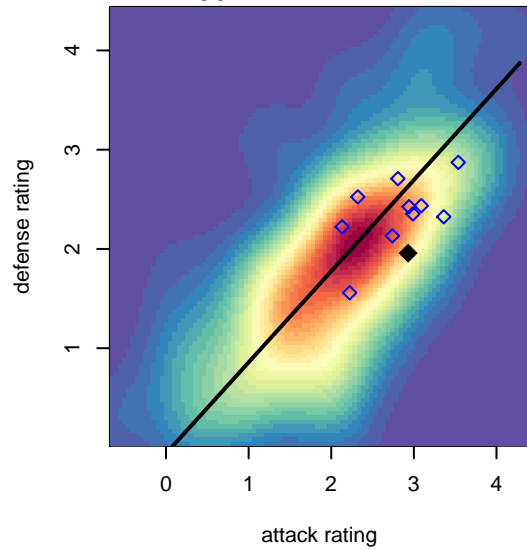
IFC GPS G03
 Dots are actual minus expected GF (blue circles) and GA (red triangles).
 Blue line is smoothed change in attack strength. Red is smoothed change in defense strength.



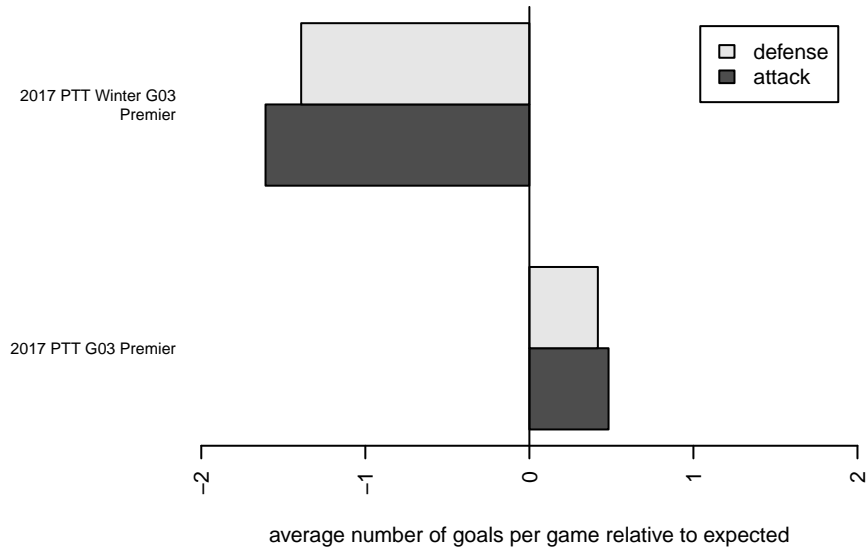
**attack and defense variance (black dot)
relative to other teams
and top 10 in region**



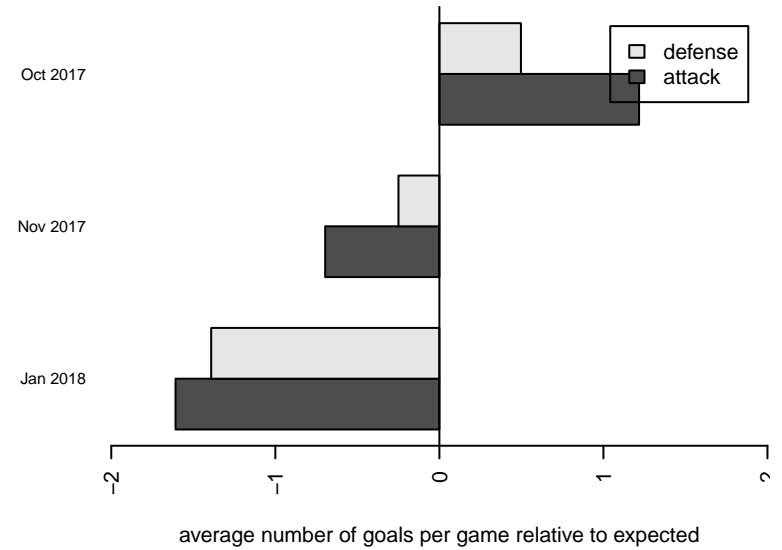
**attack and defense rating
relative to others at age
and all opponents in last 13 months**



Performance relative to 13 month average



Performance relative to 13 month average



date	home		away		venue	pred.home	pred.away
2018-01-27	Crossfire OR Blue II G03	0	IFC GPS G03	0	2017 PTT Winter G03 Premier	1.14	2.32
2018-01-21	Washington Timbers Red 1 G03	8	IFC GPS G03	1	2017 PTT Winter G03 Premier	3.30	1.92
2018-01-20	IFC GPS G03	1	Capital FC Timbers Red G03	3	2017 PTT Winter G03 Premier	2.59	2.39
2017-11-19	IFC GPS G03	1	NEU White G03	3	2017 PTT G03 Premier	2.02	2.68
2017-11-11	IFC GPS G03	1	BSC Portland Black G03	4	2017 PTT G03 Premier	1.90	2.37
2017-11-05	Crossfire OR United ECNL G03	4	IFC GPS G03	1	2017 PTT G03 Premier	5.20	1.17
2017-10-29	Washington Timbers Red 1 G03	3	IFC GPS G03	3	2017 PTT G03 Premier	3.30	1.92
2017-10-28	ETFC Lyon Black G03	1	IFC GPS G03	3	2017 PTT G03 Premier	2.33	1.50
2017-10-22	NEU White G03	3	IFC GPS G03	2	2017 PTT G03 Premier	2.68	2.02
2017-10-15	IFC GPS G03	3	Crossfire OR United ECNL G03	6	2017 PTT G03 Premier	1.17	5.20
2017-10-08	IFC GPS G03	7	THUSC Sapphire G03	0	2017 PTT G03 Premier	4.46	1.24
2017-10-01	Westside Timbers Copa TS G03	0	IFC GPS G03	2	2017 PTT G03 Premier	1.23	1.62
2017-09-09	IFC GPS G03	2	Rogue Valley Timbers Red G03	0	2017 PTT G03 Premier	2.39	1.94